

Parent Information Webinar

Exams

February 2025

Carrington School Grand National RACE BEGINS IN MAY



Carrington School Grand National

Why this analogy?

- We predict the outcome of GCSE's much like someone predicts the outcome of the Grand National
- Predications are based on form in smaller races/tests taken in the lead up to the big race/GCSE
- Not all favourites win
- You might face trouble in running
- We don't know what the fences/questions look like. We prepare for all eventualities



"Training a horse is like preparing for exams; both require patience, consistency, and a belief in the journey. Success comes from the hard work you put in every day."

MOCK EXAMS / SKI 2

Monday 10 March – Friday 15 March

ENGLISH LANGUAGE
ENGLISH LITERATURE
3 MATHS PAPERS
3 SCIENCE PAPERS
History
Geography

All other subjects may sit some tests with you in class over this period to help prepare you for your final exams

A big thank you to parents and students who provided feedback and joined our focus groups.



Year 11 Mock Exams

- Priority for EBACC bucket
- Open bucket to complete in lesson times
- Options all have option of contact to reduce non contact time
- English 2, Maths 3, Science 3, Hist & Geog 1
- Options have 1 safeguarded lesson slot in the week
- External invigilation + support staff
- Two week turn around until SKI data due

Session	Monday 10 March	Tuesday 11 March	Wednesday 12 March	Thursday 13 March	Friday 14 March
1 Period 1+2	English Paper 1 Start 08:30 Finish 10:45	Normal Lesson – 08:30-10:20 Art Business Computing Geography History Digital Info Tech	Maths Paper 2 Start 08:30 Finish 10:45	Geography Start 08:30 Finish 10:00	Maths Paper 3 Start 08:30 Finish 10:00
		Acting – Assessment in class			
		Hosp & Catering – Onscreen Mock			
		Psychology – In-class mock			
		Spanish – Past Paper Practice			
Break	10:45 – 11:30	10:20 – 11:00	10:45 – 11:30	10:00 – 10:30	10:00 – 10:50
2 Period 3+4	Science Paper 1 Start 11:30 Finish 13:00	Maths Paper 1 Start 11:00 Finish 12:30	History Start 11:30 Finish 13:00 Some students on English trip, if not in History exam	English Paper 2 Start 10:30 Finish 13:00	Normal Lesson- 10:50-12:30 Business Engineering History
					Continue assessment in class Dance Product Design Music
					Assessment Football Academy Media Studies
					Spanish – Past Paper Practice
Lunch	13:00 – 13:30	12:30 – 13:30	13:00 – 13:30	13:00 – 13:30	12:30 – 13:00
3 Period 5+6	Year 10 R.E Exam Economics Start 13:30 Finish 15:00	Science Paper 2 Start 13:30 Finish 15:00	Exam Prep 13:30 – 15:00 Some students on English trip, if not in Geography exam on Thursday	Science Paper 3 Start 13:00 Finish 14:30	Normal Lesson 13:30-15:00 Future Learning History Geography
					Psychology – In class mock
					Spanish – Past Paper Practice
					Sport BTEC – Assessment
					Textiles – Continue in-class assessment

Active Revision - Training

- Mind maps or knowledge organisers on large paper
- Display pictures and posters around the house
- Make and use revision cards
- Work through revision guides and workbooks
- Try past paper questions and then mark and correct
- Record revision and play it another time
- Highlighting (some individual subjects have individual highlighting tips)
- Listen to podcasts – GCSE Pod
- Use apps and video clips
- Read then test yourself
- Verbalise what you have learnt
- Ask someone to quiz you



Revision Tips from our Student Leaders

List of Revision Websites – Mock Exam Week Revision

General – All Subjects

<https://www.bbc.co.uk/bitesize/levels/z98jmp3>

<https://members.gcsepod.com/podauth/login/office365>

<https://senecalearning.com/en-GB/>

[Your Sets | Quizlet](#)

[GCSE Revision | Revision World](#)

<https://www.physicsandmathstutor.com/>

Maths

<https://www.physicsandmathstutor.com/past-papers/gcse-maths/>

[Sparx Maths](#)

[Maths Genie • Learn GCSE Maths for Free](#)

[corbettmaths - YouTube](#)

[The GCSE Maths Tutor - YouTube](#)

[Edexcel GCSE Maths Practice Papers Sets 1-24 - MyMathsCloud](#)

Science

<https://www.physicsandmathstutor.com/>

<https://app.tassomai.com/dashboard/learner/quiz/1>

<https://cognitoedu.org>

[Focus eLearning by Focus Educational Software Ltd.](#)

History

<https://mmerevise.co.uk/gcse-history-revision/gcse-history-past-papers/edexcel-gcse-history-past-papers/>

<https://carringtonschool.sharepoint.com/sites/CarringtonHistory>

Geography

[Edexcel B GCSE Geography Revision](#)

[Edexcel GCSE Geography B Revision Notes 2016](#)

English

<https://www.youtube.com/@MrEverythingEnglish/videos>

<https://www.youtube.com/@MrSallesTeachesEnglish>

[Mr Bruff - YouTube](#)

[AQA GCSE English Section B: Power and Conflict Poetry Anthology - PMT](#)

<https://www.educake.co.uk/>

[AQA GCSE \(9-1\) English Revision - PMT](#)



Requests from our Student Leaders

- Reduce the amount of homework over half-term or change to revision-based tasks (no sparx maths for the week)
- Revision sessions before the mocks in lessons – going over topics that most students find difficult
- More revision resources shared with students (PowerPoint and worksheets- via teams?)
- Recap of effective revision strategies in lessons/PD
- Test/results given back quickly to act on feedback
- Complete topic list of all the topics that will be in the exam
- Exam timetable given out earlier, physical copy?
- Getting the lanyard to work – letting students in at different times
- Having classrooms students can use before and after their exam
- Clear information on what topics or papers we will have for each subject



TOP TIPS

- Ensure that you have all the equipment you need.
- Have breakfast before school to ensure you have energy.
- Read through the questions properly.
- Check your answers after to ensure they make sense.
- Keep writing until the end, don't give up.
- Try your best on every paper.
- Prepare by doing some independent study or revision.
- Be on time
- Be in school





1

You **must** be on time for all your examinations.

2

Possession of a mobile phone or other unauthorised material **is not allowed** even if you do not intend to use it. You will be subject to penalty and possible disqualification from the exam/qualification.

3

You **must not** talk to, attempt to communicate with or disturb other candidates once you have entered the examination room.

4

You **must** follow the instructions of the invigilator.

5

You **must not** sit an examination in the name of another candidate.

6

You **must not** become involved in any unfair or dishonest practice in any part of the examination.


7

If you are confused about anything, only speak to an invigilator.

The **Warning to candidates** must be displayed in a prominent place outside each examination room. This may be a hard copy A3 paper version or an image of the poster projected onto a wall or screen for all candidates to see.

NO MOBILE PHONES NO WATCHES

NO POTENTIAL TECHNOLOGICAL/WEB
ENABLED SOURCES OF INFORMATION



Possession of unauthorised items, such as a mobile phone
or any watch, is a serious offence and could result in

DISQUALIFICATION

from your examination and your overall qualification.

Exam Centre Expectations

- Arrive on time to all exams
- Arrive in correct and Full school uniform, fully equipped
- Behave appropriately for all exams
- Try your best and continue to work for the full duration of exams. Read over, add things in... Don't leave the game early!
- Follow the Exam Prep timetable
- Use the Observatory Study area, only when permitted to do so
- Talk to us if you have any concerns! Anxiety is very normal at this time of year



If you are unable to meet these expectations, you may be removed from the prom or not invited to shirt signing.

Failure to meet expectations of the Exams Officer may result in papers being voided and results withheld.



GCSE Exams 2025 - they're on their way

May/June 2025

- GCSE arrangements
- Individual exam timetables
- Planning
- Revision
- Success

Top 10 Revision Tips



Rise and shine

Starting your revision by 9am will help you get into a routine that you can stick to.



Breakfast

Having breakfast before revising is vital as it helps you to concentrate for longer.



Log off

Switch off all devices, a five minute peek at Facebook turns into an hour so easily. Use internet time as a reward on a break.



Past papers

Past exam papers are a perfect way to get used to exam pressure. Time yourself and use past papers to improve your confidence.




Get colourful

Keep your notes organised and bright. Use different fonts, pens and diagrams. Colour coding your areas also helps.




Stick to the plan

Make a revision timetable, it will help you prioritise your areas. Plan for different ways of learning (mind maps, essays, fact cards)



Take breaks

Take a short break (5-10 minutes) after every half hour - It's important to get away from your work area. Adding breaks into your timetable is vital.



Teach

If you are confident with a subject, teach it to your friends and they can do the same for you.



No last minute revision

Cramming 10 minutes before an exam doesn't work, planning your time and working hard does!



Breathe!

You'll be great!

GCSE arrangements

Thursday 8 May* – 23 May

- Lessons continue as normal
- You will be provided with Exam Preparation time **immediately** before exams
 - a) For a morning exam, this will be from lunch time the day before
 - b) If you have an afternoon exam and no morning exam, you will be able to come into school for the exam at 12.30pm
 - c) If you have exams in both the morning and afternoon, you will be able to use the Observatory study area for independent revision between the exams.
- If you are on site and don't have an exam, you will go to your normal lessons
- **You must wear school uniform** whenever you are on the school site
- Following an afternoon exam, students can go home immediately after the exam



GCSE arrangements

Monday 2 June – 25 June

- Normal lessons continue until Friday 6 June
- You will be provided with Exam preparation time **immediately** before exams.
 - a) For a morning exam, this will be from lunch time the day before
 - b) If you have exams in both the morning and afternoon, you will be able to use a study area for independent revision between the exams
- When you are on site and don't have an exam
 - a) you will go to your normal lessons (where you still have exams in the subject)
- **You must wear school uniform** whenever you are on the school site
- Following an afternoon exam, students can go home immediately after the exam



Exam Timetable

- General timetable is available on the school website: [Exams - Carrington School](#)
- Your individual timetable will be available in Arbor

Check:

1. All the exams you are expecting to take are on your timetable
2. You have been entered for the correct tier in Maths, Science and French and Spanish
3. You do not have any exam entries you are not expecting
4. For any clashes. If you think you have an exam clash go and see Mr David
5. Check the “Name on certificates”. If this is not correct notify Mr David ASAP (This is the name you will have on your certificates for the rest of your life).

Individual Candidate Timetable - Default

Season: Summer 2017

Name: Alexander Edward Graham (Alex) **Year:** 11

Gender: Male **Registration Group:** [REDACTED]

Date of Birth: [REDACTED] **Admission Number:** [REDACTED]

Candidate Number: 2409 **ULN:** [REDACTED] **UCI:** [REDACTED]

Name on Certificates: Alexander Edward Graham [REDACTED]

EXAMPLE

Date	Start	Duration	Board	Level	Element	Component
TBA	N/A	0	EDEXL/GCS	GCSE/B	5PE02: Physical Education 2	5PE0201: Performance in Phys.ED.
Tue 16/05/2017	13:30	60	AQA	GCSE/B	BL1HP: Biology Unit 1 Tier H	BL1HP: Biology Unit 1 Tier H
Thu 18/05/2017	09:00	60	AQA	GCSE/B	CH1HP: Chemistry Unit 1 Tier H	CH1HP: Chemistry Unit 1 Tier H
Fri 19/05/2017	13:30	90	EDEXL/GCS	GCSE/B	5PE01: Physical Education 1	5PE0101: Theory of Physical ED.



GCSE's

- Start (for year 11) - AM exams **start** at 9am, be in school for 8.30am
- PM exams **start** at 1pm, be in school for 12.30pm
- Exam timetable on the school website

Session	Monday 2 June	Tuesday 3 June	Wednesday 4 June	Thursday 5 June	Friday 6 June
AM	Italian Listening: 45 mins Reading: 1hr	Portuguese Listening: 45 mins Reading: 1hr	Maths Paper 2 (<i>Calculator</i>) 1hr 30	History Paper 1 1hr 50 mins	English Language Paper 2 1hr 45
PM		Polish Listening: 45 mins Reading: 1hr			Geography Paper 2 1hr 30

Session	Monday 9 June	Tuesday 10 June	Wednesday 11 June	Thursday 12 June	Friday 13 June
AM	Biology Paper 4 Triple: 1hr 45 Combined: 1hr 10	Spanish Listening: F Tier 35 mins H Tier 45 mins Reading: F Tier 45 mins H Tier 1hr	Maths Paper 3 (<i>Calculator</i>) 1hr 30	Geography Paper 3 1hr 30	Chemistry Paper 5 Triple: 1hr 45 Combined: 1 hr 10
PM	Italian Writing 1hr 15	History Paper 2 1 hr 30	Contingency Afternoon	Hospitality and Catering <i>Onscreen</i> 1hr 20	Portuguese Writing 1hr 20
				Further Maths Paper 1 1hr 45	Polish Writing 1hr 20

All students should check the seating plans in the Observatory and be ready to enter the exam hall 10 mins before the start time (i.e. have been to the toilet, filled water bottles, have everything they need for the exam)





1

You **must** be on time for all your examinations.

2

Possession of a mobile phone or other unauthorised material **is not allowed** even if you do not intend to use it. You will be subject to penalty and possible disqualification from the exam/qualification.

3

You **must not** talk to, attempt to communicate with or disturb other candidates once you have entered the examination room.

4

You **must** follow the instructions of the invigilator.

5

You **must not** sit an examination in the name of another candidate.

6

You **must not** become involved in any unfair or dishonest practice in any part of the examination.


7

If you are confused about anything, only speak to an invigilator.

The **Warning to candidates** must be displayed in a prominent place outside each examination room. This may be a hard copy A3 paper version or an image of the poster projected onto a wall or screen for all candidates to see.

NO MOBILE PHONES NO WATCHES

NO POTENTIAL TECHNOLOGICAL/WEB
ENABLED SOURCES OF INFORMATION



Possession of unauthorised items, such as a mobile phone
or any watch, is a serious offence and could result in

DISQUALIFICATION

from your examination and your overall qualification.

Exam Centre Expectations

- Arrive on time to all exams
- Arrive in correct and Full school uniform, fully equipped
- Behave appropriately for all exams
- Try your best and continue to work for the full duration of exams. Read over, add things in... Don't leave the game early!
- Follow the Exam Prep timetable
- Use the Observatory Study area, only when permitted to do so.
- Talk to us if you have any concerns! Anxiety is very normal at this time of year.



If you are unable to meet these expectations, you may be removed from the prom or not invited to shirt signing.

Failure to meet expectations of the Exams Officer may result in papers being voided and results withheld.



IF YOU FAIL TO PLAN,
YOU ARE PLANNING
TO FAIL.
-BENJAMIN FRANKLIN

In school preparation

Don't let this be you...



- ✓ You have had exam specific lessons in:
- ✓ Planning
- ✓ Online revision
- ✓ Offline revision
- ✓ Managing stress
- ✓ Success in exams

1. Planning

- Plan by session (about half an hour a time)
- Plan subjects for revision
- Plan topics to revise (your weakest)
- Set up a working area
- Carry out your plan

Revision & Exam Planner 2023

March		April		May		June	
1 W		1 S		1 M		1 T	
2 T		2 S		2 T		2 F	Half Term
3 F		3 M		3 W		3 S	
4 S		4 T		4 T		4 F	
5 S		5 W		5 M		5 T	
6 M		6 T		6 W		6 S	
7 T		7 F Good Friday		7 T		7 F	
8 W		8 S Easter Saturday		8 M		8 T	
9 T		9 S Easter Sunday		9 W		9 S	
10 F		10 M Easter Monday		10 T		10 W	
11 S		11 T	Master Break	11 M		11 T	
12 S		12 W		12 W		12 F	12 M English Lang Paper 2 AM
13 M		13 T		13 T		13 S	13 T Chemistry Paper 2 AM
14 T		14 F		14 M		14 T	14 W Maths Paper 3 AM
15 W		15 S		15 W		15 F	15 T
16 T		16 S		16 T	Biology Paper 1 AM	16 M	16 F Physics Paper 2 AM
17 F		17 M		17 F	English Lit Paper 1 AM	17 T	17 S
18 S		18 T		18 S		18 M	18 T
19 S		19 W		19 T	Maths Paper 1 (NC) AM	19 W	19 M
20 M		20 T		20 F		20 T	20 W
21 T		21 F		21 S		21 F	21 T
22 W		22 S		22 M	Chemistry Paper 1 AM	22 T	22 F
23 T		23 S		23 W		23 M	23 T
24 F		24 M		24 T	English Lit Paper 2 AM	24 F	24 S
25 S		25 T		25 M	Physics Paper 1 AM	25 T	25 M
26 S		26 W		26 T		26 F	26 T
27 M		27 T		27 W		27 S	27 F
28 T		28 F		28 T		28 M	28 T
29 W		29 S		29 F		29 W	29 F
30 T		30 S		30 S		30 T	30 S
31 F				31 M		31 F	Half Term Break

This only has the **CORE** subject exams on it, you NOW need to **ADD YOUR OPTION subject dates**. You can find these on the [exams page](#) on the school website.



Online revision

1. Useful websites

www.gcsepod.com

www.aqa.org.uk

[Pearson qualifications | Edexcel, BTEC, LCCI and EDI | Pearson qualifications \(EDEXCEL](#)

<http://www.bbc.co.uk/schools/gcsebitesize/>

www.Tassomai.com (English maths and science)

a) GCSEpod

○ A full set of revision audiopods, with question banks

○ [GCSEPod Student Site Tour - YouTube](#)

Exclusive Parent Webinars

Join a GCSEPod webinar and find out how you can use GCSEPod to support your child's learning plus get tips and guidance on effective home learning practices.

BOOK FOR 9TH MAR @ 5PM

BOOK FOR 23RD MAR @ 5PM

Exclusive Student Webinar

How to Fail, Successfully

Effective Techniques to Succeed with GCSEPod

This webinar will cover:

- **Forgetting** – Why do we forget and how does this help us remember?
- **Procrastinating** – Should we procrastinate and how does this help us learn?
- **Failing** – Is failing bad and how does it help us succeed?

30 mins

BOOK FOR 23RD MARCH @ 9AM

BOOK FOR 24TH MARCH @ 5PM



Online revision contd.

b) AQA and Pearson

- ✓ Can access past paper and mark schemes
- ✓ Can access advance information
- ✓ Can access subject specifications
- ✓ Can access other support materials

c) BBC bitesize




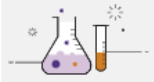
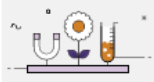




















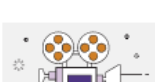







- ✓ Revision and quick tests for GCSE subjects
- ✓ Register to personalise subjects
- ✓ And to get feedback


d) Tassomai

- ✓ Multiple choice questions in science, maths and English
- ✓ Helps memory recall for key facts

All GCSE subjects

These subjects may contain both Guides for students and Classroom videos for use by teachers.

 Art and Design	 Biology (Single Science)	 Business	 Chemistry (Single Science)	 Combined Science	 Computer Science
 Design and Technology	 Digital Technology (CCEA)	 Drama	 English Language	 English Literature	 French
 Geography	 German	 History	 Home Economics: Food and Nutrition (CCEA)	 Hospitality (CCEA)	 ICT
 Irish – Learners (CCEA)	 Journalism (CCEA)	 Learning for Life and Work (CCEA)	 Maths	 Maths Numeracy (WJEC)	 Media Studies
 Modern Foreign Languages	 Moving Image Arts (CCEA)	 Music	 Physical Education	 Physics (Single Science)	 Religious Studies
 Science	 Spanish	 Welsh Second Language (WJEC)			

 **Maximise your science revision time**
Answer 20 questions and we'll suggest what to study

[Get started](#)



Offline revision

- 3 simple techniques – adaptable for a number of subjects

[Revision Guidance - Carrington School](#)

- Effective note taking (including flash cards)
- Mind maps
- Mnemonics

Yr.11: Revision Skill Focus of the Week

5. The structure that should develop will be a 'radiant hierarchy', with ideas radiating out from your central theme and main branches.

4. Experiment with different ways of linking and emphasising different aspects. Use highlighters, codes and arrows as necessary.

3. The lines make the associations between ideas as clear as possible. Make them flowing and organic, each line the same length as the word or image. Always ensure that lines connect to the end of the line at the previous level. Typically lines will be thicker at the centre and thinner further out.

2. Use words and pictures throughout your map. Wherever possible use single KEY words, printed along a line. Each word or picture sits on its own line.

1. Start at the centre of a blank, landscape page, ideally with a colourful image to represent your subject.

Yr.11: Revision Skill Focus of the Week

RULE 1: MAKE YOUR OWN FLASHCARDS

This is the most important part of the learning process:



RULE 2: MIX PICTURES & WORDS – IT WILL INCREASE YOUR BRAIN'S ABILITY TO RECALL



Flashcards

a card containing a small amount of information to help aid active recall

RULE 4: FOCUS ONE FLASHCARD ON ONE ASPECT OF THE TOPIC = YOU WILL HAVE A COLLECTION OF FLASHCARDS FOR EACH TOPIC.



RULE 3: USE MNEMONIC DEVICES TO CREATE MENTAL CONNECTIONS

Power and Conflict Poetry:
Compare HOW the poets do 'X'.

HOW = techniques/strategies poets use:

- SITUATION
- LANGUAGE
- STRUCTURE

Silly Little Sausages!

Yr.11: Revision Skill Focus of the Week

Similar Traits Technique:

Two words you would like to remember and link in your mind:

RICHMOND - VIRGINIA
Find things they have in common (e.g., second letter "I"; eight letters)
Find smaller words within the words:
RICH MAN - VIRGINIA

Make up a sentence or short visual/story:

"The rich man drinks gin and lives in Virginia"

Peg Systems

- Uses something you know (and won't forget) to "hang" new information on;
- Pairs old information with new information in a visual format;
- Good for remembering items in order;
- Common pegs: the alphabet; numbers; furniture in your house

Mnemonics

A pattern of letters, ideas, or associations which assists in remembering something.

Forming Sentences with First Letters

In this technique, which most students have learned in school, the first letters of a list of words that need to be remembered are taken out to form a silly sentence or another word that is easy to remember.

For example, if one is trying to remember the planets of the solar system:

Mercury, Venus, Earth, Mars, Jupiter, Saturn, Uranus, Neptune, Pluto

Take the letters M, V, E, M, J, S, U, N and P and form a sentence:

"My very extravagant mother just sent us nine pizzas"

The Link & Story Method

Works by making associations between items in a list, linking them in a story, or a flowing image.

The counties of England: Avon, Dorset, Somerset, Cornwall, Devon, Gloucestershire, Hampshire, Surrey;

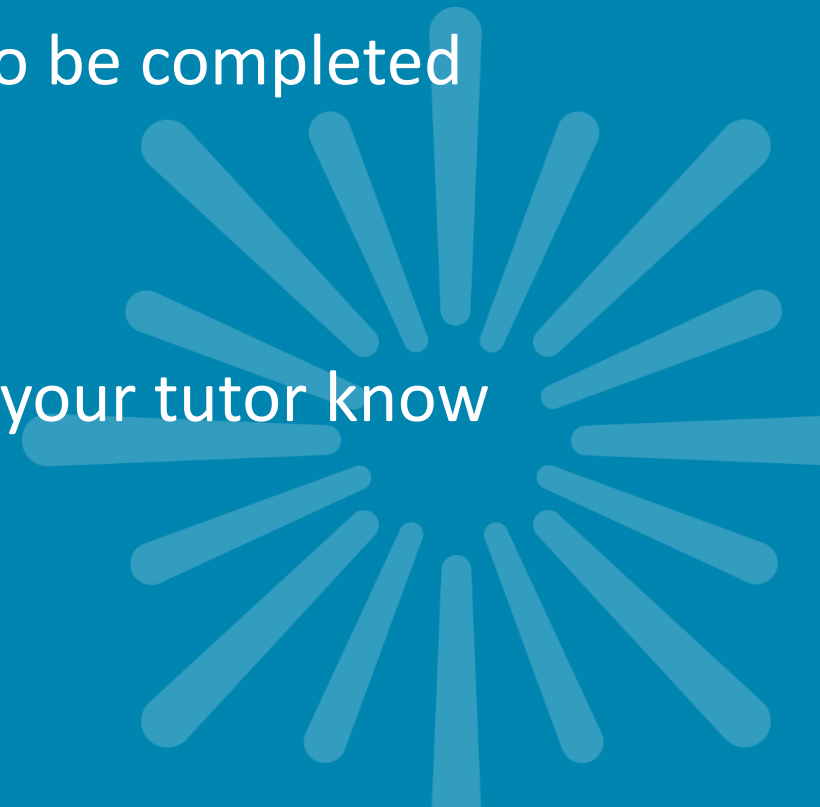
- An AVON (Avon) lady knocking on a heavy oak DOOR (Dorset)
- The DOOR opening to show a beautiful SUMMER landscape with a SETTING sun (Somerset)
- The setting sun shines down onto a field of CORN (Cornwall)
- The WILTING stalks slowly droop onto the tail of the sleeping DEVIL (Devon)
- On the DEVIL's horn a woman has impaled a GLOSY (Gloucestershire) HAM (Hampshire) when she hit him over the head with it
- Now the Devil feels soRRY (Surrey) he bothered her.

Note that there need not be any reason or underlying plot to the sequence of images; only the images and the links between them are important.



In tutor time and PD

- Use the time for independent revision
- Use the offline strategies in the previous slide
- Plan your own revision and bring your resources
- Or complete Independence booklets, designed to be completed without teacher input
- Mark your own work, using the answer booklet
- If you finish all the topics in your tutor room, let your tutor know



Revision Structure - Planning

- Set an aim for each session
- Set a time for each session
- Break each topic into chunks
- Produce notes or mind maps containing key ideas
- Test yourself
- Have a way to check progress
- Revisit revision



Active Revision - Training

- Mind maps or knowledge organisers on large paper
- Display pictures and posters around the house
- Make and use revision cards
- Work through revision guides and workbooks
- Try past paper questions and then mark and correct
- Record revision and play it another time
- Highlighting (some individual subjects have individual highlighting tips)
- Listen to podcasts – GCSE Pod
- Use apps and video clips
- Read then test yourself
- Verbalise what you have learnt
- Ask someone to quiz you



Achieving Success

Students who do well:

1. Are self motivated
2. Develop resilience
3. Are organised
4. Are independent workers
5. Plan their time over a long period
6. Understand the exam requirements
7. Plan **and** carry out revision
8. Perfect exam technique



Useful contacts

- Mr David – Examinations Officer: jdavid@carringtonschool.org
- Mr Lockhart – Deputy Headteacher: mlockhart@carringtonschool.org
- Mr Wren – Head of Year 11: dwren@carringtonschool.org
- Mrs Lawrence – Hub Coordinator Year 11: llawrence@carringtonschool.org
- Mr Mitchell – Senior tutor: amitchell@carringtonschool.org

